

CITY OF

Lufkin
TEXAS

PUBLIC UTILITIES
ANNUAL DRINKING
WATER QUALITY REPORT

2024

**CONSUMER CONFIDENCE REPORT FOR THE
PERIOD OF JANUARY 1 TO DECEMBER 31, 2023**

WWW.CITYOFLUFKIN.COM
PO DRAWER 190
LUFKIN, TX 75902-0190

2024

Consumer Confidence Report for Public Water System CITY OF LUFKIN TX0030004

Annual Water Quality Report for the period of January 1 to December 31, 2023. This report is intended to provide you with important information about your drinking water and the efforts made by the water system to provide safe drinking water.

This review determined our water:

- Meets Drinking Water Standards
- Is Continually Treated
- Has No Bacteriological Violations
- Is Safe to Drink

Information

For more information regarding this report, please contact,

Phillip Bryan

Water Production Supt.
City of Lufkin Water Plant
(936) 633-0288

Questions

We invite you to visit with us at
Lufkin City Hall
300 E. Shepherd
Lufkin, TX. 75902

City Council meets every First & Third Tuesday of each month at 5pm in the Council Chambers.

For more information, please call
(936) 633-0243.

Este reporte incluye información importante sobre el agua para tomar. Para asistencia en español, favor de llamar al telefono (936) 633-0458.



City of Lufkin provides ground water from the Corrizo Aquifer located in Angelina County.

The sources of drinking water (both tap and bottled water) include rivers, lakes, streams, ponds, reservoirs, springs, and wells. As water travels over the surface of the land or through the ground, it dissolves naturally-occurring minerals and, in some cases, radioactive material, and can pick up substances resulting from the presence of animals or from human activity.

Drinking water, including bottled water, may reasonably be expected to contain at least small amounts of some contaminants. The presence of contaminants does not necessarily indicate that water poses a health risk. More information about contaminants and potential health effects can be obtained by calling the EPA's Safe Drinking Water Hotline at (800) 426-4791.

Contaminants that may be present in source water include:

1

Microbial contaminants,

such as viruses and bacteria, which may come from sewage treatment plants, septic systems, agricultural livestock operations, and wildlife.

4

Organic chemical contaminants,

including synthetic and volatile organic chemicals, which are by-products of industrial processes and petroleum production, and can also come from gas stations, urban storm water runoff, and septic systems.

2

Inorganic contaminants,

such as salts and metals, which can be naturally-occurring or result from urban storm water runoff, industrial or domestic wastewater discharges, oil and gas production, mining, or farming.

5

Radioactive contaminants,

which can be naturally-occurring or be the result of oil and gas production and mining activities.

3

Pesticides and Herbicides,

which may come from a variety of sources such as agriculture, urban storm water runoff, and residential uses.







In order to ensure that tap water is safe to drink, EPA prescribes regulations which limit the amount of certain contaminants in water provided by public water systems. FDA regulations establish limits for contaminants in bottled water which must provide the same protection for public health. Contaminants may be found in drinking water that may cause taste, color, or odor problems. These types of problems are not necessarily causes for health concerns. For more information on taste, odor, or color of drinking water, please contact the City of Lufkin Water Department.

You may be more vulnerable than the general population to certain microbial contaminants, such as *Cryptosporidium*, in drinking water. Infants, some elderly, or immunocompromised person such as those undergoing chemotherapy for cancer; persons who have undergone organ transplants; those who are undergoing treatment with steroids; and people with HIV/AIDS or other immune system disorders, can be particularly at risk from infections. You should seek advice about drinking water from your physician or health care providers. Additional guidelines on appropriate means to lessen the risk of infection by *Cryptosporidium* are available from the Safe Drinking Water Hotline (800-426-4791).


If present, elevated levels of lead can cause serious health problems, especially for pregnant women and young children. Lead in drinking water is primarily from materials and components associated with service lines and home plumbing. We are responsible for providing high quality drinking water, but we cannot control the variety of materials used in plumbing components. When your water has been sitting for several hours, you can minimize the potential for lead exposure by flushing your tap for 30 seconds to 2 minutes before using water for drinking or cooking. If you are concerned about lead in your water, you may wish to have your water tested. Information on lead in drinking water, testing methods, and steps you can take to minimize exposure is available from the Safe Drinking Water Hotline or at <http://www.epa.gov/safewater/lead>.





Next to air, water is the most important element for the preservation of life. Using water more efficiently will not only save money but, more importantly, will protect the quality of life of current and future Texans. Texas is subject to frequent droughts and population increase, therefore, a few changes in water use habits can make a huge difference in water conservation.

1. Check for water leaks in pipes, faucets, and couplings inside and outside the home. Leaks outside the home are easier to ignore but are more wasteful than inside leaks, especially when they are on the main water line.
2. Check your toilet for leaks by putting a few drops of food coloring in your toilet tank. If, without flushing, the coloring begins to appear in the bowl half to one hour later, your toilet is leaking.
3. Stop using your toilet as a wastebasket and ashtray. Only put toilet paper because other products may clog the pipes and take more water to clear the bowl.
4. Keep a pitcher of cold water in the refrigerator rather than letting the faucet run until the water is cool.
5. Hand washing dishes takes more time than using a dishwasher. Let your dishwasher do the work and you will save almost 10 days a year! You'll also save money and water! If washing dishes by hand, use a basin of soapy water or plug the sink.
6. Use the dishwasher efficiently. Only run it when you have a full load. Scrape dirty dishes and cookware rather than rinsing them. Use the "light wash" feature when possible.
7. Showering accounts for nearly 17% of indoor water use. Reduce this by taking shorter showers. Get a shower timer for your kids and make it into a game.
8. Turn off the tap when shaving or brushing your teeth and save up to 2,400 gallons of water a year. This is an easy one for both kids and adults to try.
9. Washing only full loads of laundry can save an average household more than 3,400 gallons of water each year. As a bonus, you can also save energy by using cold water when possible.
10. Sweep driveways and sidewalks as opposed to hosing them off.
11. If you have a pool, use a cover to reduce evaporation.
12. Wash your car with water from a bucket or use a commercial car wash that recycles water.
13. When mowing your lawn, set the mower blades to 2-3 inches high. Longer grass shades the soil, improving moisture retention and has more leaf surface to take in sunlight, allowing it to grow thicker and develop a deeper root system. This helps grass survive drought, tolerate insect damage, and fend off disease.
14. Apply mulch around shrubs and flower beds to reduce evaporation, promote plant growth, and control weeds.
15. Prevent evaporation of water by watering (when necessary) the lawn early in the morning and never on a windy day.
16. Plant native and drought-resistant trees and plants. Many beautiful plants thrive without irrigation.



A background image of a water splash with several droplets in motion, set against a light blue gradient. Three dark blue circular callouts are overlaid on the image, each containing text.

Report Water Leaks

[www.cityoflufkin.com/
services/report_a_problem/
index.php](http://www.cityoflufkin.com/services/report_a_problem/index.php)

Conserve Water

All conservation and efficiency measures are aimed at reducing water use. This decreases the demand on our water treatment plants and extends the life of our water supplies.

[www.cityoflufkin.com/
/departments/public_utilities/
water_distribution/index.php](http://www.cityoflufkin.com/departments/public_utilities/water_distribution/index.php)

Protect Our Pipes

Wastewater lines can become clogged by fat, oil, and grease among other items. Learn more at ProtectOurPipes.com

Water Quality Data Report for 2024

TCEQ completed an assessment of your source water, and results indicate that some of our sources are susceptible to certain contaminants. The sampling requirements for your water system are based on this susceptibility and previous sampling data.

Any detections of these contaminants will be found in this Consumer Confidence Report. For more information on source water assessments and protection efforts at our system contact Phillip Bryan @ (936)633-0288.

COLIFORM BACTERIA

Maximum Contaminant Level	Total Coliform Maximum Contaminant Level	Highest No. of Positive	Fecal Coliform or E.Coli Maximum Contaminant Level	Total No. of Positive E. Coli or Fecal Coliform Samples	Violation	Likely Source of Contamination
0	0	0	0	0	N	Naturally present in the

COPPER

Lead and Copper	Date Sampled	MCLG	Action Level (AL)	90th Percentile	# of Sites over AL	Units	Violation	Likely Source of Contamination
Copper	2022	1.3	1.3	0.29	1	ppm	N	Erosion of natural deposits; Leaching from wood preservatives; Corrosion of household plumbing systems.

LEAD

Disinfectant Residual	Date Sampled	MCLG	Action Level	90th Percentile	# Sites Ove AL	Unit of Measure	Violation (Y/N)	Source in Drinking Water
LEAD	2022	0	15	1.7	1	Ppb	N	Corrosion of household plumbing systems; Erosion of natural deposits.

RESIDUAL DISINFECTATION LEVEL

Disinfectant Residual	Year	Average Level	Range of Levels Detected	MRDL	MRDLG	Unit of Measure	Violation (Y/N)	Source in Drinking Water
Chlorine	2023	1.98	1.1-3.2	4	4	ppm	N	Water additive used to control microbes

Definitions and Abbreviations: The following tables contain scientific terms and measures, some of which may require explanation.

Action Level:	The concentration of a contaminant which, if exceeded, triggers treatment or other requirements which a water system must follow.
AVG:	Regulatory compliance with some MCLs are based on running annual average of monthly samples.
Level 1 Assessment :	A Level 1 Assessment is a study of the water system to identify potential problems and determine (if possible) why total coliform bacteria have been found in our water system.
Level 2 Assessment :	A Level 2 Assessment is a very detailed study of the water system to identify potential problems and determine (if possible) why an E.coli MCL violation has occurred and/or why total coliform bacteria have been found in our water system on multiple occasions.
Maximum Contaminant Level or MCL:	The highest level of a contaminant that is allowed in drinking water. MCLs are set as close to the MCLGs are feasible using the best available treatment technology.
Maximum Contaminant Level Goal or MCLG:	The level of a contaminant in drinking water below which there is no known or expected risk to health. MCLGs allow for a margin of safety.
Maximum Residual Disinfectant Level or MRDL:	The highest level of a disinfectant allowed in drinking water. There is convincing evidence that addition of a disinfectant is necessary for control of microbial contaminants.
Maximum Residual Disinfectant Level Goal MRDLG:	The level of a drinking water disinfectant below which there is no known or expected risk to health. MRDLGs do not reflect the benefits of the use of disinfectants to control microbial contaminants .
MFL	million fibers per liter (a measure of asbestos)
mrem:	millirems per year (a measure of radiation absorbed by the body)
na:	not applicable
NTU	nephelometric turbidity units (a measure of turbidity).
pCi/L	picocuries per liter (a measure of radioactivity).
ppb:	micrograms per liter or parts per billion
ppm:	milligrams per liter or parts per million
ppq:	parts per quadrillion, or pictograms per liter (pg/L)
ppt:	parts per trillion, or nanograms per liter (ng/L)

Regulated Contaminants

Disinfectants and Disinfection By-Products	Collection Date	Highest Level Detected	Range of Individual Samples	MCLG	MCL	Units	Violation	Likely Source of Contamination
Haloacetic Acid (HAAS)	2023	36	13.6-35.7	No goal for the total	60	ppb	N	By-product of drinking water disinfection
*The value in the Highest Level Or Average Detected column is the highest average of all HAA5 sample results collected at a location over a year								
Total Trihalomethanes (TTHM)	2023	49	32.2-54.5	No goal for the total	80	ppb	N	By-product of drinking water disinfection
*The value in the Highest Level or Average Detected column is the highest average of all TTHM sample results collected at a location over a year								
Inorganic Contaminants	Collection Date	Highest Level Detected	Range of Individual Samples	MCLG	MCL	Units	Violation	Likely Source of Contaminants
Barium	2023	0.0049	0.0049-0.0049	2	2	ppm	N	Discharge of drilling wastes; Discharge from metal refineries; Erosion of natural deposits.
Fluoride	2023	0.247	0.247-0.247	4	4.0	ppm	N	Erosion of natural deposits; Water additive which promotes strong teeth; Discharge from fertilizer and aluminum factories.
Nitrate [measured as Nitrogen]	2023	0.0552	0.018-0.0552	10	10	ppm	N	Runoff from fertilizer use; Leaching from septic tanks, sewage; Erosion of natural deposits
Radioactive Contaminants	Collection Date	Highest Level Detected	Range of Individual Samples	MCLG	MCL	Units	Violation	Likely Source of Contaminants
Combined Radium 226/228	02/07/2017	1.5	1.5-1.5	0	5	pCi/L	N	Erosion of natural deposits
Unregulated Contaminant	Collection Date	Average Level (ug/L)	Range of Levels Detected (ug/L)	Health-Based Concentration (ug/L)		Health Information Summary		
PFBA (Perfluorobutanoic Acid)	2023	0.0077	0.0061-0.0084	0.005		This data is part of UMCRS results in relation to minimum reporting levels and available non-regulatory health-based reference concentration		



CITY OF

Lufkin
TEXAS

In our ongoing commitment to prioritize your safety and well-being, the City of Lufkin is urging all residents to ensure their contact information is up-to-date in the Genasys emergency notification system. Genasys serves as a vital tool for delivering critical alerts and information during emergencies, enabling us to keep you informed and prepared for any situation that may arise.

Keeping your contact details current in Genasys is essential for several reasons:

- 1. Timely Notifications:** By providing accurate phone numbers, email addresses, and physical addresses, you ensure that you receive timely notifications about emergencies, severe weather events, evacuation notices, and other important updates that may affect you and your family.
- 2. Personalized Alerts:** Genasys allows us to send targeted alerts to specific geographic areas or groups, ensuring that you receive information relevant to your location and circumstances.

3. Community Safety: Your updated contact information helps us enhance overall community safety by facilitating effective communication and coordination during emergencies

Update your contact information and messaging preferences by visiting AlertLufkin.com.

Your cooperation in updating your Genasys contact information is greatly appreciated. Together, we can strengthen our community's resilience and preparedness for emergencies.



Genasys™

Communication. Critical to saving lives.

ALERTLUFKIN.COM

Customer Request for **CONFIDENTIALITY**



The Water Department is a city-owned and operated utility; therefore, your water bill account is considered a public record under the Texas Public Information Act.

However, state law allows residential water customers to request that personal information and any information relating to water usage, billing amounts, and payment records be kept confidential. Personal information includes your address, telephone number, and social security number.

The request for confidentiality must be submitted in writing using this form or by submitting a separate letter. Once the request is received and processed, the Water Department will not release confidential information for that customer except to:

1. Government Officials,
2. Consumer reporting agencies,
3. Contractors or subcontractors who need the information to do their jobs,
4. Utility representatives, or
5. Individuals for whom the customer has waived confidentiality. (Must be in writing.)

People in these categories will be required to show identification before the information will be released.

If you have already completed a form similar to this one, the Water Department request that you complete this form in order to ensure that we have the most current up to date information on your confidentiality selection.

If you wish to request confidentiality, please complete and return the form below. If you have any questions, please call (936) 633-0220. Information cannot be kept confidential until this completed and signed form is received and processed by the Water Department.

_____ I hereby request that all personal information, and any information relating to water usage, billing amounts or payment records be kept confidential.

First Name :

Last Name : Customer Number: Location Number:

Service Address :

Signature : _____

